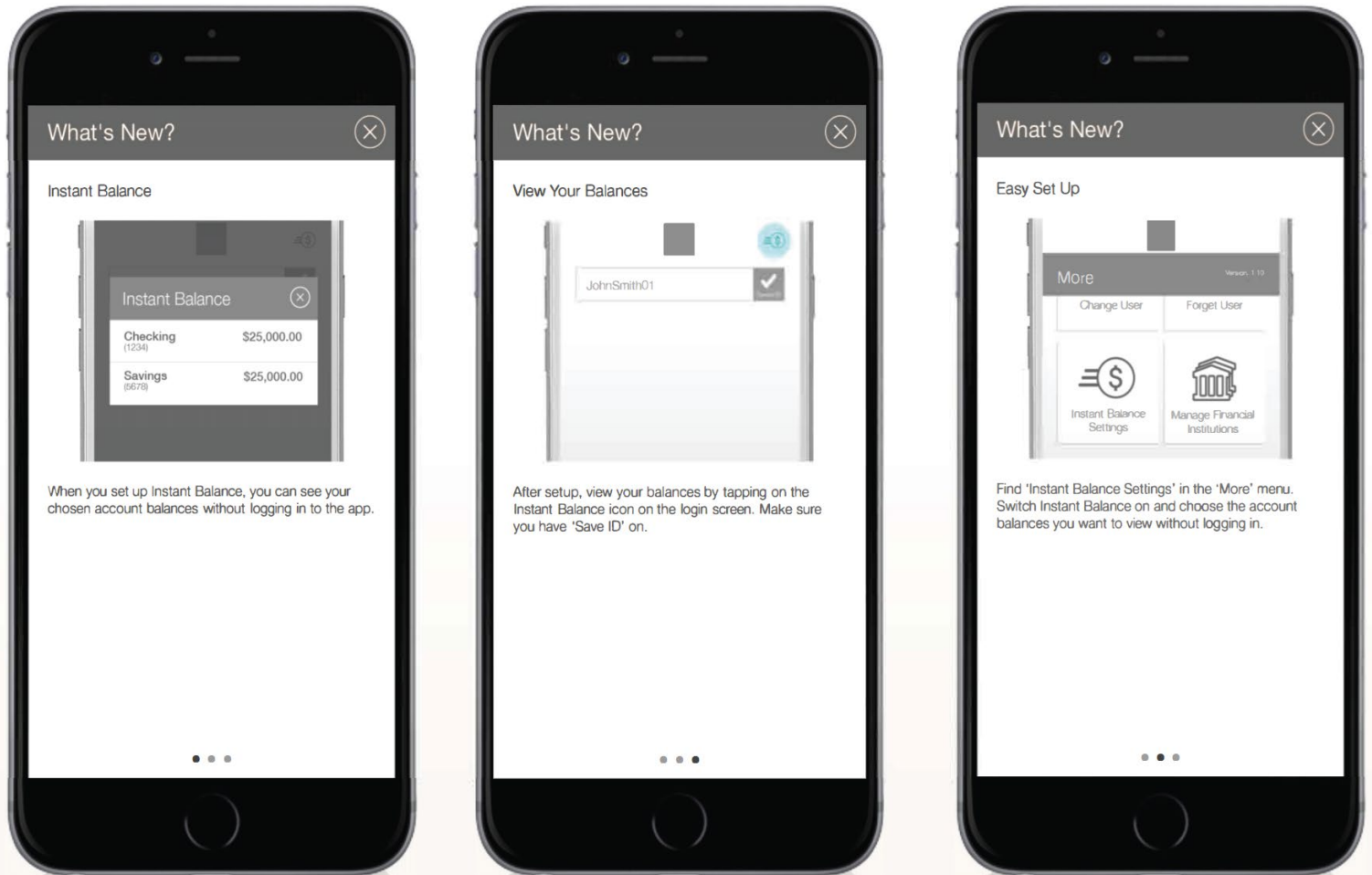


# What's New with the Planters Bank App?

## Instant Balance at a Glance.

Access information easily with these new features.



### WHAT'S NEW?

The What's New? feature will only appear the first time an updated app is viewed. Users can swipe to view new functionality or close the pop-up by clicking on the "X" at the upper right corner. What's New? will not appear on subsequent sign-ins.

### View account info from the login screen. No password, no waiting.

Want to take a quick peek at your account balance? Our new Instant Balance feature lets you view your account balance right from the login screen of our mobile banking app—no password necessary. Just tap the new Instant Balance button on the login screen to begin the setup process.

  
**Planters Bank**  
Expect Great Things

Member FDIC

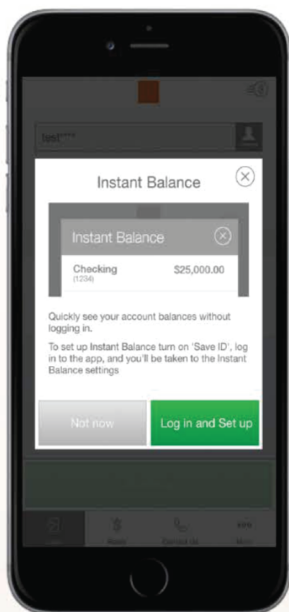


Rev.08/16

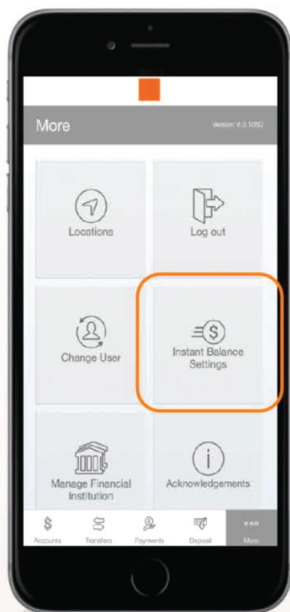
# Now You Can Check Your Account Balance Instantly Without Ever Needing to Sign In.

Follow these easy steps.

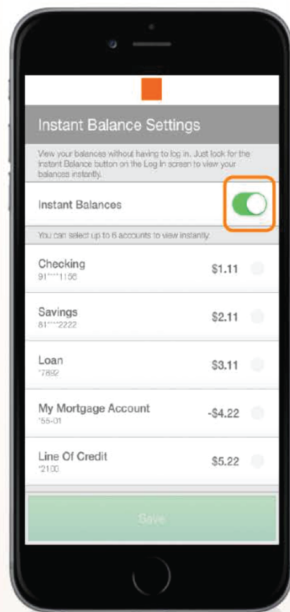
To enable Instant Balance, click on the Instant Balance icon at the top right corner of the login page. First time users will be prompted with a pop up screen - select "Log in and Set up."



Once you have logged in to your account, select "More" from the main menu. From here, you can access Instant Balance Settings.



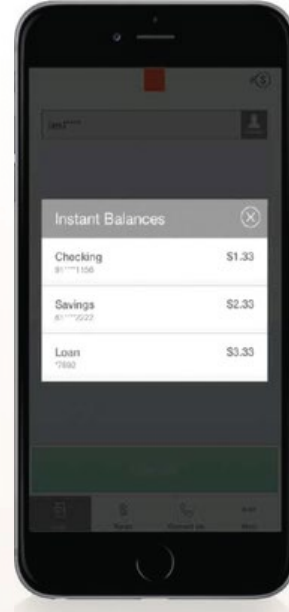
Toggle on the switch at the top of Instant Balance Settings screen and select the accounts you would like to preview (up to 6 accounts). Instant Balance is now enabled.



The next time you arrive at the login page, simply click on the Instant Balance icon at the top right corner of the screen.



Your selected account balances will appear in the pop up screen.



## Download the latest version of our mobile app to get started.

  
**Planters Bank**  
Expect Great Things

Member FDIC

Rev.08/16

